

KONSERVATORIJ ZA
GLASBO IN BALET
L J U B L J A N A

Črt Sojar Voglar

RAD IMAM SOLFEGGIO

Zbirka vaj za pouk nauka o glasbi od 1. do 6. razreda na Glasbeni šoli KGBL

Interno gradivo

Ljubljana, 2020

Kazalo vsebine

Ritmične vaje NOG 1	4
Melodične vaje NOG 1	6
Dodatne naloge iz teorije NOG 1.....	8
Ritmične vaje NOG 2	11
Melodične vaje NOG 2	13
Dodatne naloge iz teorije NOG 2.....	16
Ritmične vaje NOG 3	19
Melodične vaje NOG 3	23
Dodatne naloge iz teorije NOG 3.....	27
Ritmične vaje NOG 4	30
Parlato NOG 4	34
Melodične vaje NOG 4	36
Dodatne naloge iz teorije NOG 4.....	40
Ritmične vaje NOG 5	43
Parlato NOG 5	47
Melodične vaje NOG 5	49
Dodatne naloge iz teorije NOG 5.....	53
Ritmične vaje NOG 6	56
Parlato NOG 6	60
Melodične vaje NOG 6	62
Dodatne naloge iz teorije NOG 6.....	66

Draga učenka, dragi učenec!

Kako ti je všeč pouk v glasbeni šoli? Igranje inštrumenta ti je gotovo v veselje, kaj pa pouk Nauka o glasbi? Tudi? Še ne?

Že vrsto let iščem različne načine, kako učence na preprost in hkrati zabaven način popeljati skozi bogati svet glasbe. Seveda sem sodijo tudi ritmične vaje, vaje za branje not in petje. Moje skladateljsko znanje mi pomaga, da naredim te vaje dokaj preproste in dosegljive vsakemu učencu, čeprav je v njih uporabljena vsa ustrezna učna snov. Zraven pa mi pomaga še učiteljica Marta, ki točno ve, kako bi se dalo vaje še izboljšati. ☺

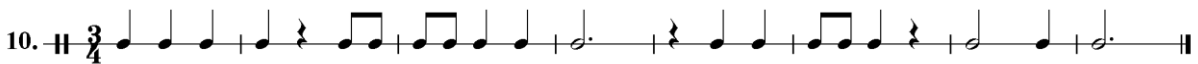
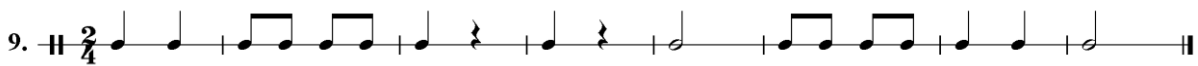
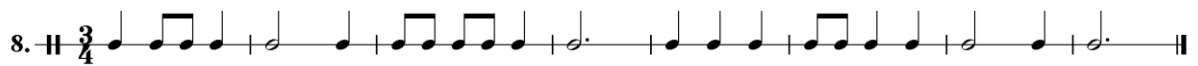
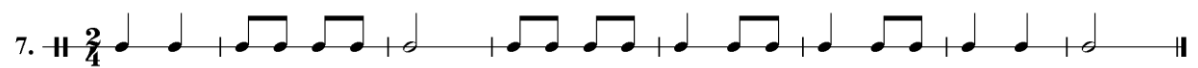
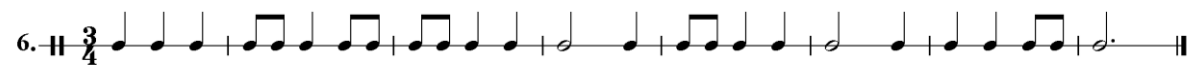
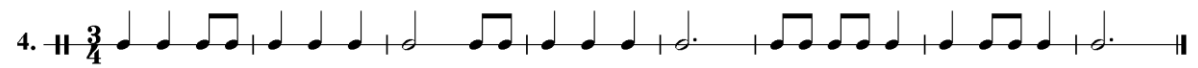
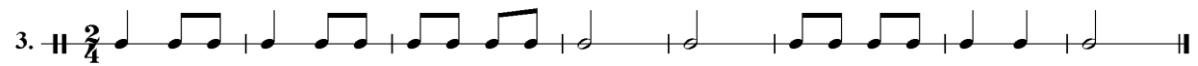


Že od vsega začetka moje glasbene poti sem imel od vsega najraje Nauk o glasbi in Solfeggio. Najbrž se ti zdim »čuden«, toda mislim, da ima lahko vsak od vas rad glasbo in z njo veselje tudi do napredovanja v praktičnih glasbenih spretnostih.

Črt Sojar Voglar

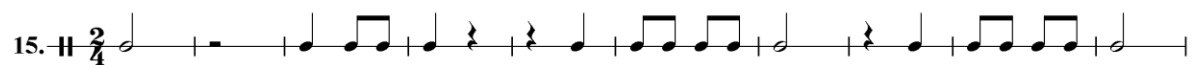
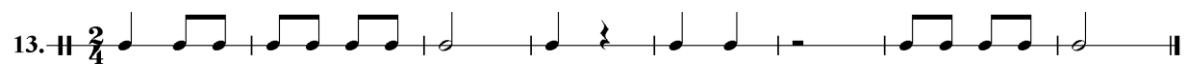
NAUK O GLASBI 1



Ritmične vaje NOG 1



Črt Sojar Voglar: Rad imam Solfeggio, zbirka vaj za NOG

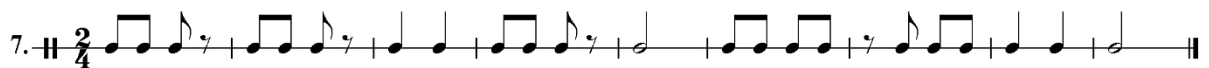
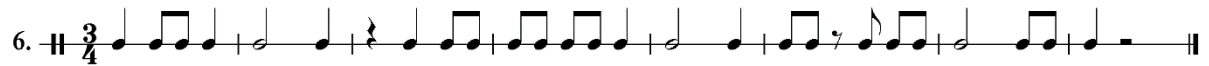
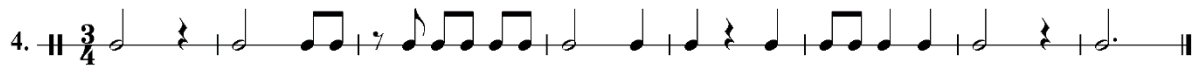
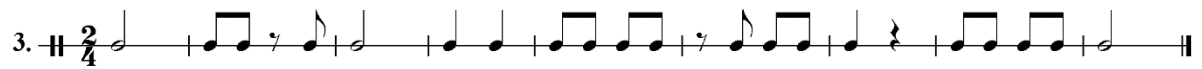
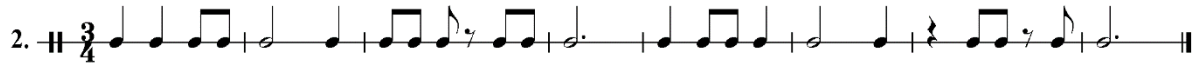
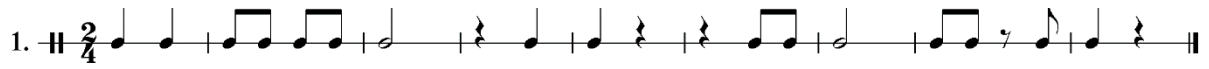




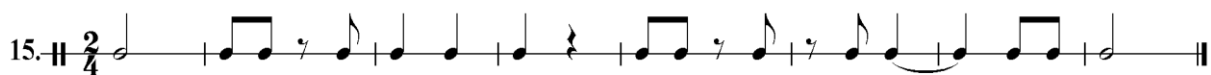
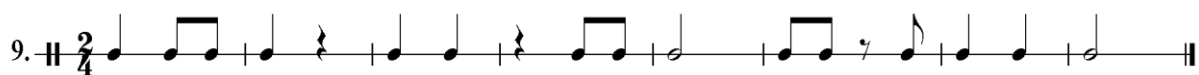
NAUK O GLASBI 2



Ritmične vaje NOG 2



Črt Sojar Voglar: Rad imam Solfeggio, zbirka vaj za NOG

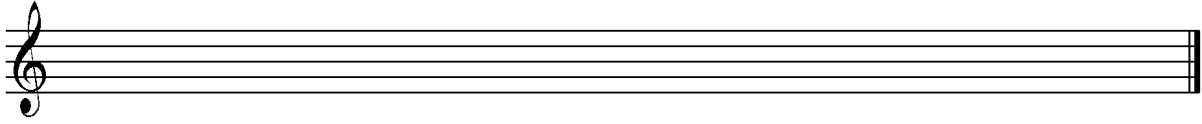


Melodične vaje NOG 2






4. Napiši G dur lestvico v smeri navzgor. Označi stopnje z rimskimi številkami ter cele tone in poltone med toni lestvice.



5. V prvi vrsti poimenuj napisane tone (npr. c1, c2), v drugi vrsti pa napiši note.



fes 1


f 2

cis 1

h 2

as 1

6. Napiši dane tone v basovskem ključu.



d

es

his

f

c 1

des

ais

c

7. Prevedi glasbene izraze.

PIANO _____

DECRESCENDO _____

ADAGIO _____

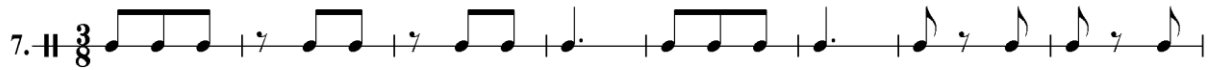
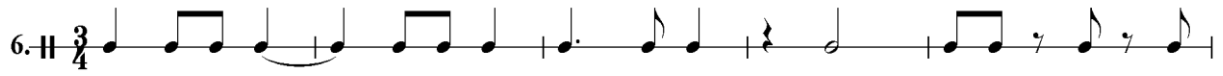
ALLEGRO _____

FORTE _____

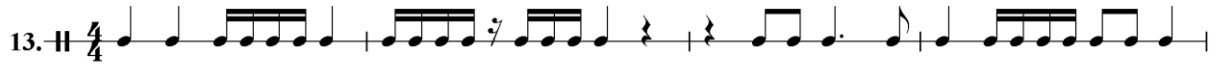
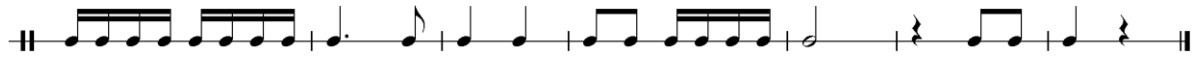

NAUK O GLASBI 3



Črt Sojar Voglar: Rad imam Solfeggio, zbirka vaj za NOG



Črt Sojar Voglar: Rad imam Solfeggio, zbirka vaj za NOG



Melodične vaje NOG 3

1.  

2. 

3.  

4.  

5. 

6. 

7.

Musical notation for exercise 7, consisting of two staves. The first staff is in treble clef with a key signature of one sharp (F#) and a 6/8 time signature. The second staff is in treble clef with a key signature of one sharp (F#).

8.

Musical notation for exercise 8, consisting of two staves. The first staff is in treble clef with a key signature of one flat (Bb) and a 4/4 time signature. The second staff is in treble clef with a key signature of one flat (Bb).

9.

Musical notation for exercise 9, consisting of two staves. The first staff is in treble clef with a key signature of two sharps (F#, C#) and a 6/8 time signature. The second staff is in treble clef with a key signature of two sharps (F#, C#).

10.

Musical notation for exercise 10, consisting of one staff in treble clef with a key signature of one sharp (F#) and a 3/4 time signature.

88

Musical notation for exercise 88, consisting of one staff in treble clef with a key signature of one sharp (F#) and a 4/4 time signature.



Dodatne naloge iz teorije NOG 3

1. V prvi vrsti napiši intervale v smeri puščice, v drugi vrsti pa poimenuj zapisane intervale.

Interval exercise 1:

Staff 1 (Intervals):

- m 2 ↑
- v 3 ↓
- m 3 ↓
- v 2 ↑
- m 3 ↑

Staff 2 (Chords):

- F major
- G major
- A major
- B major
- C major

2. Napiši zahtevane tone v violinskem in basovskem ključu.

Interval exercise 2:

Staff 1 (Treble Clef):

- f 1
- cis 2
- h 2
- es 1
- dis 2
- d 1

Staff 2 (Bass Clef):

- as
- D
- his
- e
- Ges
- cis

3. Danim tonom zapiši njihove enharmonične tone in jih poimenuj.

Interval exercise 3:


Staff 1 (Notes):

- F major
- G major
- A major
- B major
- C major
- D major
- E major

Staff 2 (Labels):

- _____
- _____
- _____
- _____
- _____
- _____
- _____

4. Na dane tone napiši zahtevane intervale v smeri puščice.




A musical staff in treble clef with a key signature of one sharp (F#). The notes are: G4 (quarter), A4 (quarter), B4 (quarter), C5 (quarter), B4 (quarter), A4 (quarter), G4 (quarter), F#4 (quarter). Below the staff are arrows indicating intervals: 5 up, 6 up, 8 down, 3 up, 5 down, 4 up, 7 down, 2 up.

5. Na podlagi predznakov napiši na črtice ustrezna imena durovih lestvic.



Two musical staves in treble clef, each with five blank lines for writing. The first staff contains five key signatures: F# (one sharp), Bb (two flats), B (two sharps), F# (one sharp), and Bb (two flats). The second staff contains five key signatures: F# (one sharp), Bb (two flats), F# (one sharp), Bb (two flats), and B (two sharps).

6. Napiši zahtevane tone v violinskem in basovskem ključu.

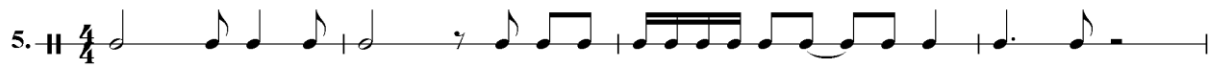
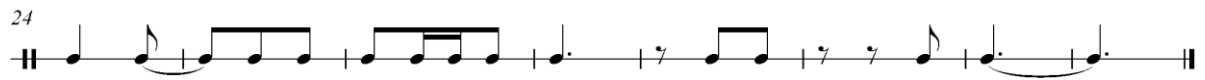


Two musical staves. The top staff is in treble clef and the bottom staff is in bass clef. Both staves are divided into six measures. Below the treble staff are labels: fis 1, ges 2, c 2, es 1, ais 2, h 1. Below the bass staff are labels: fis, A, cis 1, Des, Gis, h.

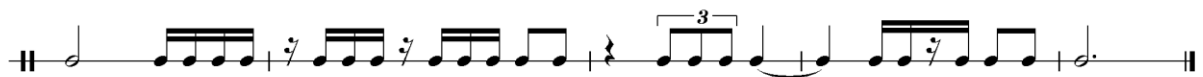



NAUK O GLASBI 4



Ritmične vaje NOG 4



Črt Sojar Voglar: Rad imam Solfeggio, zbirka vaj za NOG



Črt Sojar Voglar: Rad imam Solfeggio, zbirka vaj za NOG

16. $\frac{3}{4}$

Musical notation for exercise 16, first staff. It begins with a treble clef and a 3/4 time signature. The melody consists of quarter notes, eighth notes, and a triplet of eighth notes. The exercise ends with a double bar line.

Musical notation for exercise 16, second staff. It continues the melody from the first staff, featuring eighth notes, quarter notes, and a triplet of eighth notes. The exercise ends with a double bar line.

17. $\frac{6}{8}$

Musical notation for exercise 17, first staff. It begins with a treble clef and a 6/8 time signature. The melody consists of quarter notes, eighth notes, and sixteenth notes. The exercise ends with a double bar line.

Musical notation for exercise 17, second staff. It continues the melody from the first staff, featuring eighth notes, quarter notes, and sixteenth notes. The exercise ends with a double bar line.

18. $\frac{4}{4}$

Musical notation for exercise 18, first staff. It begins with a treble clef and a 4/4 time signature. The melody consists of quarter notes, eighth notes, and a triplet of eighth notes. The exercise ends with a double bar line.

Musical notation for exercise 18, second staff. It continues the melody from the first staff, featuring eighth notes, quarter notes, and a triplet of eighth notes. The exercise ends with a double bar line.

19. $\frac{3}{8}$

Musical notation for exercise 19, first staff. It begins with a treble clef and a 3/8 time signature. The melody consists of quarter notes, eighth notes, and sixteenth notes. The exercise ends with a double bar line.

Musical notation for exercise 19, second staff. It continues the melody from the first staff, featuring eighth notes, quarter notes, and sixteenth notes. The exercise ends with a double bar line.

6.  Exercise 6 consists of two staves in 3/4 time. The first staff contains measures 1 and 2, and the second staff contains measures 3 and 4. The melody is written in treble clef and includes eighth and sixteenth notes, with a final double bar line.

7.  Exercise 7 consists of two staves in 4/4 time. The first staff contains measures 1 and 2, and the second staff contains measures 3 and 4. The melody is written in treble clef and includes eighth and sixteenth notes, with a final double bar line.

8.  Exercise 8 consists of two staves in 6/8 time. The first staff contains measures 1 and 2, and the second staff contains measures 3 and 4. The melody is written in treble clef and includes eighth and sixteenth notes, with a final double bar line.

9.  Exercise 9 consists of two staves in 3/4 time. The first staff contains measures 1 and 2, and the second staff contains measures 3 and 4. The melody is written in treble clef and includes eighth and sixteenth notes, with a final double bar line.

10.  Exercise 10 consists of two staves in 2/4 time. The first staff contains measures 1 and 2, and the second staff contains measures 3 and 4. The melody is written in treble clef and includes eighth and sixteenth notes, with a final double bar line.

Melodične vaje NOG 4

1.



Musical notation for exercise 1, first system. Treble clef, 2/4 time signature. The melody consists of quarter notes: C4, D4, E4, F4, G4, A4, B4, C5, followed by a quarter rest and D5.



Musical notation for exercise 1, second system. Treble clef, 2/4 time signature. The melody consists of quarter notes: D5, E5, F5, G5, A5, B5, C6, D6, E6, F6, G6, A6, B6, C7, followed by a quarter rest and D7. The exercise ends with a double bar line.

2.



Musical notation for exercise 2. Treble clef, 3/4 time signature. The melody consists of quarter notes: C4, D4, E4, F4, G4, A4, B4, C5, D5, E5, F5, G5, A5, B5, C6, D6, E6, F6, G6, A6, B6, C7, D7, E7, F7, G7, A7, B7, C8, followed by a quarter rest and D8. The exercise ends with a double bar line.

3.



Musical notation for exercise 3, first system. Treble clef, 4/4 time signature. The melody consists of quarter notes: C4, D4, E4, F4, G4, A4, B4, C5, D5, E5, F5, G5, A5, B5, C6, D6, E6, F6, G6, A6, B6, C7, D7, E7, F7, G7, A7, B7, C8, followed by a quarter rest and D8.



Musical notation for exercise 3, second system. Treble clef, 4/4 time signature. The melody consists of quarter notes: D8, E8, F8, G8, A8, B8, C9, D9, E9, F9, G9, A9, B9, C10, D10, E10, F10, G10, A10, B10, C11, D11, E11, F11, G11, A11, B11, C12, followed by a quarter rest and D12. The exercise ends with a double bar line.

4.



Musical notation for exercise 4, first system. Treble clef, 6/8 time signature. The melody consists of quarter notes: C4, D4, E4, F4, G4, A4, B4, C5, D5, E5, F5, G5, A5, B5, C6, D6, E6, F6, G6, A6, B6, C7, D7, E7, F7, G7, A7, B7, C8, followed by a quarter rest and D8.



Musical notation for exercise 4, second system. Treble clef, 6/8 time signature. The melody consists of quarter notes: D8, E8, F8, G8, A8, B8, C9, D9, E9, F9, G9, A9, B9, C10, D10, E10, F10, G10, A10, B10, C11, D11, E11, F11, G11, A11, B11, C12, followed by a quarter rest and D12. The exercise ends with a double bar line.

5.



Musical notation for exercise 5, first system. Treble clef, 3/4 time signature. The melody consists of quarter notes: C4, D4, E4, F4, G4, A4, B4, C5, D5, E5, F5, G5, A5, B5, C6, D6, E6, F6, G6, A6, B6, C7, D7, E7, F7, G7, A7, B7, C8, followed by a quarter rest and D8.



Musical notation for exercise 5, second system. Treble clef, 3/4 time signature. The melody consists of quarter notes: D8, E8, F8, G8, A8, B8, C9, D9, E9, F9, G9, A9, B9, C10, D10, E10, F10, G10, A10, B10, C11, D11, E11, F11, G11, A11, B11, C12, followed by a quarter rest and D12. The exercise ends with a double bar line.

6. 

7. 

8. 


9. 





Dodatne naloge iz teorije NOG 4

1. Poslušaj intervale, zapiši jih na črtico (nariši tudi puščico v pravo smer) in potem na dani ton napiši pravo razdaljo.



2. Napiši ustrezne lestvice.



3. Na podlagi predznakov določi durove lestvice.



4. Preberi naslednje trditve in obkroži DA, če je trditev pravilna in NE, če je nepravilna.

Lestvica E dur ima štiri predznake.	DA	NE
Sinkopa je melodična posebnost.	DA	NE
Interval mala terca obsega dva cela tona.	DA	NE
Lestvica B dur ima tri nižaje.	DA	NE
Harmonika je instrument s tipkami.	DA	NE
Lestvica A dur ima tri višaje.	DA	NE
Lestvica Fis dur ima šest nižajev.	DA	NE
Tona fes in e sta enharmonična (enako zveneča) tona.	DA	NE

5. Na dane tone napiši ustrezne kvintakorde.

m 5/3 m 5/3 d 5/3 zv 5/3 zm 5/3

d 5/3 zm 5/3 m 5/3 zv 5/3 d 5/3

6. Na dane tone napiši intervale navzgor ali navzdol.

v 3 ↓ v 2 ↑ č 4 ↓ m 3 ↓ v 3 ↑

6

č 4 ↑ m 2 ↓ m 3 ↑ č 4 ↓ v 2 ↑

7. Zapiši molovi lestvici.

Harmonični e mol navzgor

Melodični d mol navzgor

NAUK O GLASBI 5



6. $\frac{3}{4}$



Musical notation for exercise 6, first line. It starts with a treble clef and a 3/4 time signature. The melody consists of quarter notes and eighth notes, with some rests.



Musical notation for exercise 6, second line. It continues the melody from the first line, featuring two triplet markings over eighth notes.

7. $\frac{5}{8}$



Musical notation for exercise 7, first line. It starts with a treble clef and a 5/8 time signature. The melody consists of quarter notes and eighth notes.



Musical notation for exercise 7, second line. It continues the melody from the first line, featuring a triplet marking over eighth notes.

8. $\frac{4}{4}$



Musical notation for exercise 8, first line. It starts with a treble clef and a 4/4 time signature. The melody consists of quarter notes and eighth notes.



Musical notation for exercise 8, second line. It continues the melody from the first line, featuring a triplet marking over eighth notes.

9. $\frac{3}{8}$



Musical notation for exercise 9, first line. It starts with a treble clef and a 3/8 time signature. The melody consists of quarter notes and eighth notes.



Musical notation for exercise 9, second line. It continues the melody from the first line, featuring a triplet marking over eighth notes.

10. $\frac{7}{8}$


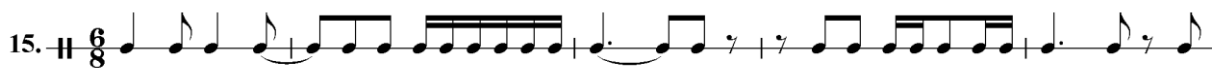
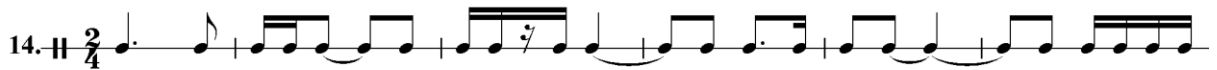
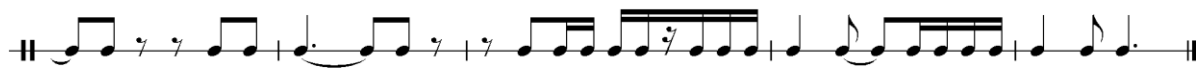

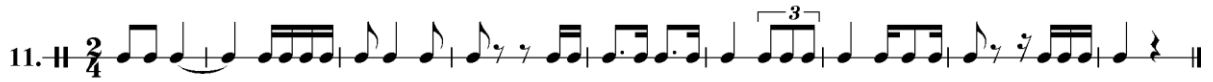


Musical notation for exercise 10, first line. It starts with a treble clef and a 7/8 time signature. The melody consists of quarter notes and eighth notes.



Musical notation for exercise 10, second line. It continues the melody from the first line, featuring a triplet marking over eighth notes.

Črt Sojar Voglar: Rad imam Solfeggio, zbirka vaj za NOG



Parlato NOG 5

1.  

2.  

3.  

4.  



5.  

6. 


7. 


8. 


9. 


10. 


100

Melodične vaje NOG 5

1. 

2. 

3. 

4. 

41 

5. 

6. 

7. 

8. 

9. 

14. 


15. 


16. 


17. 


18. 


Dodatne naloge iz teorije NOG 5

1. Na podlagi predznakov napiši ustrezna imena durovih in molovih lestvic.




dur: _____

mol: _____


2. Poimenuj zapisane intervale.



3. V ritmični vaji je 7 napak. Poišči jih ter ustrezno odpravi: kar je odveč, prečrtaj, če kaj manjka, dopolni in če kaj ne ustreza, popravi.



4. Na dane tone napiši pravilne akorde navzgor.



A musical staff in treble clef containing eight notes. Below each note is a chord symbol. The notes and their corresponding chord symbols are: C4 (m 5/3), C#4 (m 6/4), D4 (zv 5/3), D#4 (d 6/4), E4 (d 6/3), E#4 (m 6/3), F4 (d 6/4), and F#4 (zm 5/3).

5. Obkroži pravilni odgovor.

Izraz »tetrakord« pomeni:

- a) Četverozvok
- b) Štirje zaporedni lestvični toni
- c) Štiriglasje

Ges durova lestvica ima:

- a) Pet nižajev
- b) Šest višajev
- c) Šest nižajev

Pri harmoničnem molu:

- a) Znižamo sedmo lestvično stopnjo
- b) Zvišamo sedmo lestvično stopnjo
- c) Zvišamo šesto lestvično stopnjo

NAUK O GLASBI 6



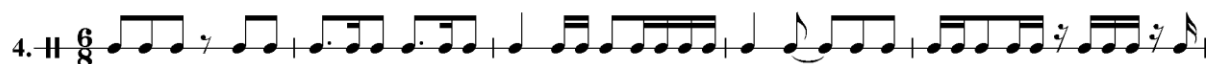

Happy B-day for solfège geeks

Transcribed by Sonneborn
www.RunforMusic10k.com

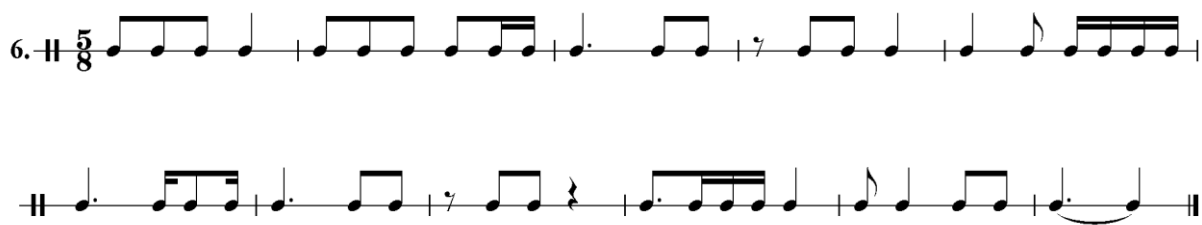
Do do re do fa mi do do re do sol fa do do

do la fa mi re si si la fa sol fa

Ritmične vaje NOG 6




Črt Sojar Voglar: Rad imam Solfeggio, zbirka vaj za NOG


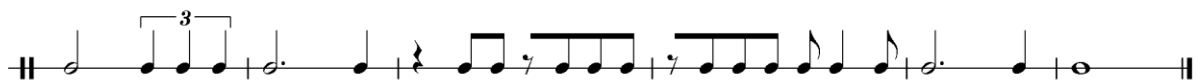
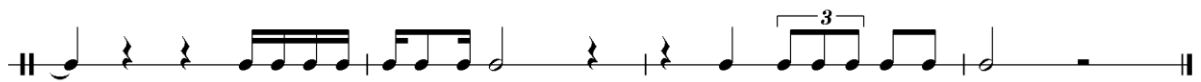
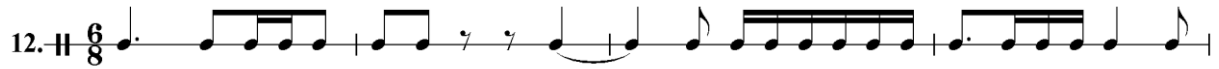
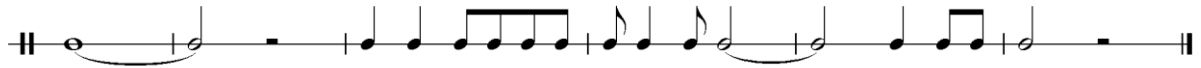
6. $\frac{5}{8}$ 

7. $\frac{2}{4}$ 


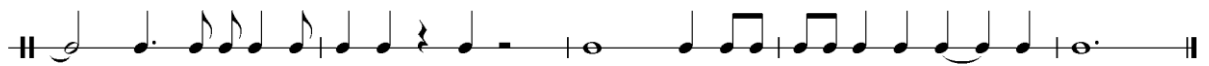
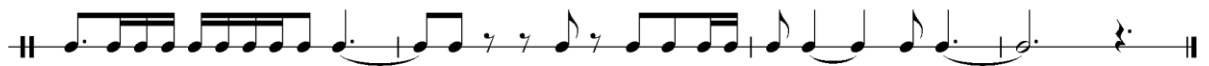
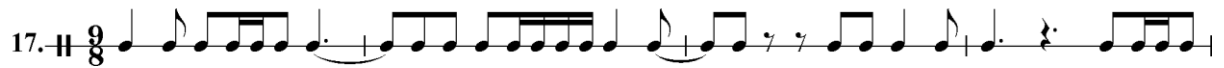

8. $\frac{4}{4}$ 

9. $\frac{3}{8}$ 

10. $\frac{3}{4}$ 



Črt Sojar Voglar: Rad imam Solfeggio, zbirka vaj za NOG



Parlato NOG 6

1.  

2.  

3.  

4.  

5.  



Melodične vaje NOG 6

1.  



2.  

3.  


4.  

5.  



10.  

Exercise 10 is written in treble clef, B-flat major, and 3/8 time. The first system consists of six measures of eighth-note patterns, with the first two measures grouped by a slur. The second system consists of six measures, with the first four grouped by a slur and the fifth measure ending with a double bar line.

11.  

Exercise 11 is written in treble clef, D major, and 4/4 time. The first system consists of eight measures, with the first four grouped by a slur. The second system consists of four measures, with the first two grouped by a slur and the fourth measure ending with a double bar line.

12.  


Exercise 12 is written in treble clef, D major, and 3/4 time. The first system consists of eight measures. The second system consists of eight measures, ending with a double bar line.

13.  

Exercise 13 is written in treble clef, D major, and 6/8 time. The first system consists of eight measures. The second system consists of eight measures, ending with a double bar line and a key signature change to E major.




3. Na danih stopnjah lestvic postavi kvintakorde in jim določi karakter (d, m, zv, zm). Vedno uporabimo harmonični mol.



IV: A V: h VI: Es VII: F II: cis

4. Na dane tone napiši zahtevane intervale v smeri puščice.



v 3 ↑ č 4 ↓ v 2 ↑ č 5 ↓ zv 4 ↑ m 3 ↓ č 4 ↑ v 2 ↑ č 5 ↑

5. Prevedi glasbene izraze:

ANDANTE: _____

ALLEGRO NON TROPPO: _____

CRESCENDO: _____

SOSTENUTO: _____

VIVACE: _____

PIANISSIMO: _____